

Adding Citations



Citations on Wikipedia

You'll see lots of citations in any given Wikipedia article. When sources of a text have been cited, you'll see a footnote in the sentence.


Adding citations is super important. Making sure that articles are well-cited helps prevent them from getting deleted.

About the work [edit]

The Dinner Party was created by artist [Judy Chicago](#), with the assistance of numerous volunteers, with the goal to "end the ongoing cycle of omission in which women were written out of the historical record."^[2]

The table is triangular and measures forty-eight feet (14.63 m) on each side.^[2] There

are 13 place settings on each of the three sides of the table making 39 settings in all. Wing I honors women from Prehistory to the Roman Empire, Wing II honors women from the beginnings of Christianity to the Reformation and Wing III from the American Revolution to feminism.^[2]



The Dinner Party at the [Brooklyn Museum](#) ↗

The Reference list

See also [\[edit \]](#)

- [Great Wall of Vagina](#) artwork by [Jamie McCartney](#), 2008

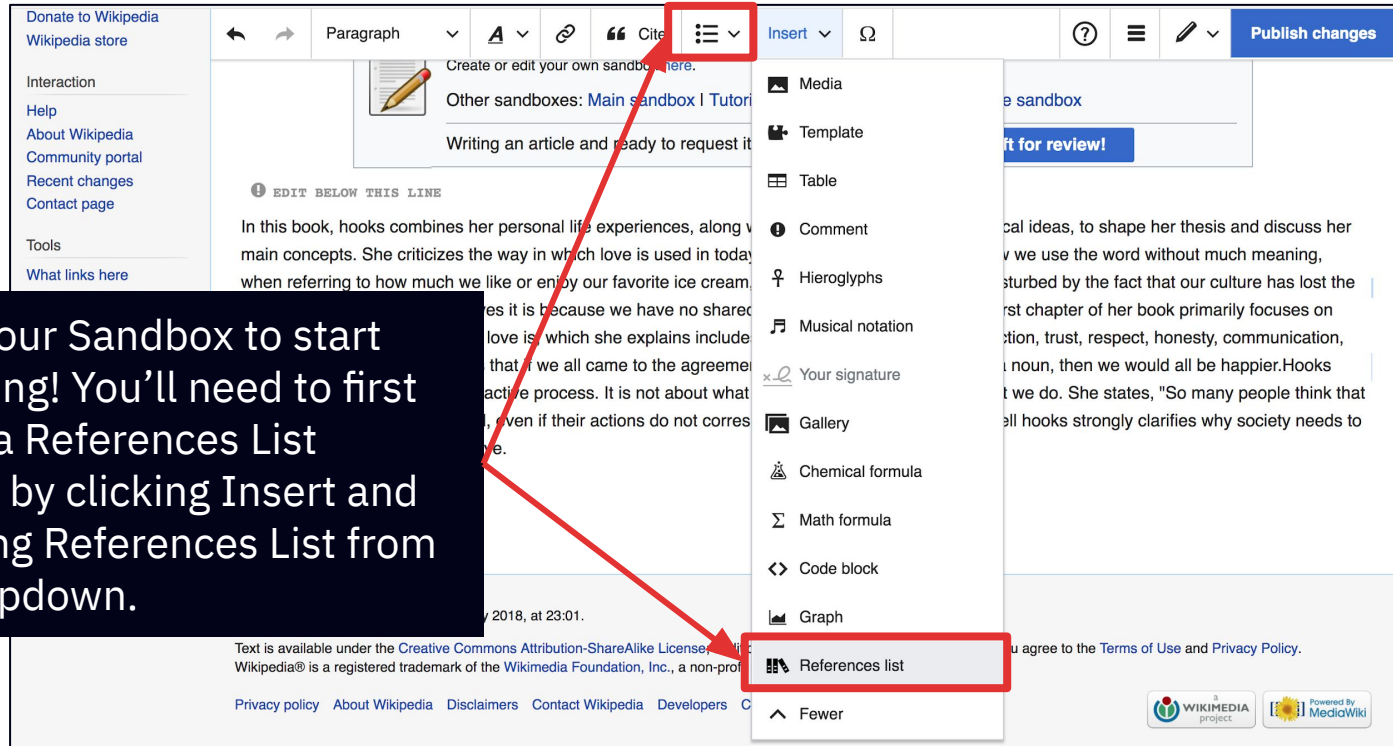
References [\[edit \]](#)

1. [^] [Reilly, Maura](#). "founding curator" [↗](#). *Brooklyn Museum.org*. Retrieved 16 December 2014.
2. [^] [a b c d e](#) Chicago, 10.
3. [^] [Jones, Amelia](#) (2005). *The "Sexual Politics" of the Dinner Party*. Berkeley: University of California. pp. 409–33.
4. [^] [Brooklyn Museum](#) [↗](#) Official website. Accessed Jan 2013
5. [^] [a b c d e f](#) Lippard, Lucy. "Judy Chicago's Dinner Party". *Art in America* 68 (April 1980): 114–126.
6. [^] [a b](#) Koplos, Janet. "The Dinner Party". *Art in America* 68 (April 1980): 75–77.
7. [^] [a b](#) Chicago, Judy. *The Dinner Party*. New York: HarperCollins (2007), Heritage panels, page 289. ISBN 1-85894-370-0
8. [^] [Caldwell, Susan](#). "The Dinner Party". *Art in America* (Autumn 1980-Winter 1981): 35–37.
9. [^] [a b c d](#) Kramer, Hilton. "Art: Judy Chicago's Dinner Party Comes to Brooklyn Museum." *The New York Times*. October 17, 1980.
10. [^] [a b c](#) Mullarkey, Maureen. "The Dinner Party is a Church Supper: Judy Chicago at the Brooklyn Museum." *Commonweal*

When you click a footnote number, you'll find the corresponding source in the reference list

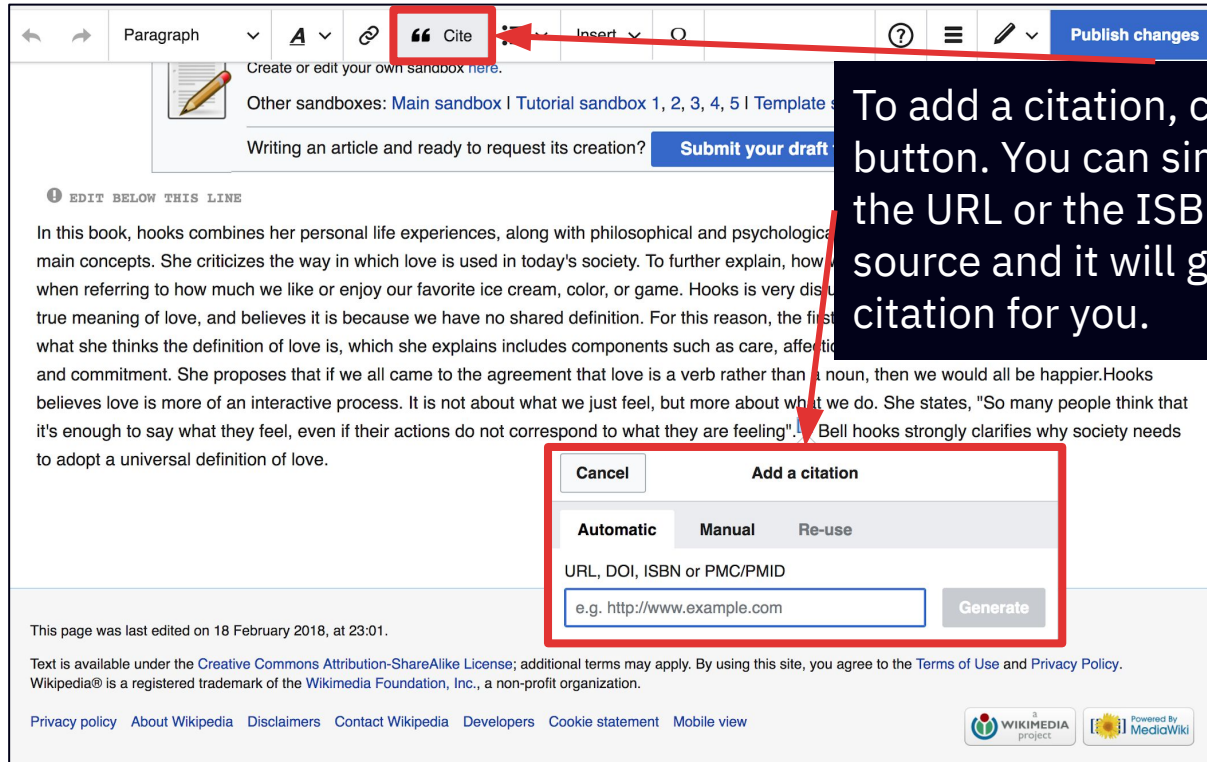
Add a reference list to your sandbox

Open your Sandbox to start practicing! You'll need to first create a References List section by clicking Insert and selecting References List from the dropdown.



The screenshot shows the Wikipedia editing interface. The top navigation bar includes "Donate to Wikipedia", "Wikipedia store", "Interaction", "Help", "About Wikipedia", "Community portal", "Recent changes", "Contact page", "Tools", and "What links here". The main editing area has a "Paragraph" toolbar with options for undo, redo, bold, italic, link, quote, and cite. A red box highlights the "Insert" dropdown menu, which is open and shows various options: Media, Template, Table, Comment, Hieroglyphs, Musical notation, Your signature, Gallery, Chemical formula, Math formula, Code block, Graph, and References list. The "References list" option is highlighted with a red box. The page content includes a "Sandbox" section with a "Publish changes" button and a "References list" section with a "References list" button. The footer contains the Creative Commons Attribution-ShareAlike license information, the Wikimedia Foundation logo, and the "Powered By MediaWiki" logo.

Add a citation to your sandbox



The screenshot shows the Wikipedia sandbox editor interface. In the top toolbar, the 'Cite' button (represented by a double quote icon) is highlighted with a red box. A red arrow points from this button to the 'Add a citation' dialog box that is open in the foreground. The dialog box has a title bar with 'Cancel' and 'Add a citation' buttons. Below the title bar, there are three tabs: 'Automatic', 'Manual', and 'Re-use'. The 'Automatic' tab is selected. Underneath, there is a text input field with the placeholder text 'URL, DOI, ISBN or PMC/PMID' and the example 'e.g. http://www.example.com'. To the right of the input field is a 'Generate' button. The background of the editor shows a paragraph of text about hooks and love, with a red arrow pointing from the 'Cite' button to the text.

Create or edit your own sandbox [here](#).

Other sandboxes: [Main sandbox](#) | [Tutorial sandbox 1](#), [2](#), [3](#), [4](#), [5](#) | [Template sandboxes](#)

Writing an article and ready to request its creation? [Submit your draft](#)



EDIT BELOW THIS LINE

In this book, hooks combines her personal life experiences, along with philosophical and psychological main concepts. She criticizes the way in which love is used in today's society. To further explain, how when referring to how much we like or enjoy our favorite ice cream, color, or game. Hooks is very dis true meaning of love, and believes it is because we have no shared definition. For this reason, the first what she thinks the definition of love is, which she explains includes components such as care, affection and commitment. She proposes that if we all came to the agreement that love is a verb rather than a noun, then we would all be happier. Hooks believes love is more of an interactive process. It is not about what we just feel, but more about what we do. She states, "So many people think that it's enough to say what they feel, even if their actions do not correspond to what they are feeling". Bell hooks strongly clarifies why society needs to adopt a universal definition of love.

This page was last edited on 18 February 2018, at 23:01.

Text is available under the [Creative Commons Attribution-ShareAlike License](#); additional terms may apply. By using this site, you agree to the [Terms of Use](#) and [Privacy Policy](#). Wikipedia® is a registered trademark of the [Wikimedia Foundation, Inc.](#), a non-profit organization.

[Privacy policy](#) [About Wikipedia](#) [Disclaimers](#) [Contact Wikipedia](#) [Developers](#) [Cookie statement](#) [Mobile view](#)

 a WIKIMEDIA project 

To add a citation, click the **cite** button. You can simply enter the URL or the ISBN of your source and it will generate a citation for you.

Manual citations

The screenshot shows the Wikipedia editing interface. At the top is a navigation bar with 'Donate to Wikipedia' and 'Wikipedia store'. Below it is a toolbar with options like 'Paragraph', 'Text', 'Link', 'Quote', 'List', 'Insert', and 'Omega'. A 'Publish changes' button is on the right. The main editing area contains a paragraph of text about hooks' book. A 'Cite' button is visible in the toolbar. A modal window titled 'Add a citation' is open, showing options for 'Automatic', 'Manual', and 'Re-use'. The 'Manual' option is highlighted with a red box and a red arrow pointing to it from a text box on the left. Below the modal, there are links for 'Website', 'Book', 'News', 'Journal', and 'Basic form'. At the bottom, there are links for 'Privacy policy', 'About Wikipedia', 'Disclaimers', 'Contact Wikipedia', and 'Developers'. A 'Powered by MediaWiki' logo is in the bottom right corner.

Click **Manual** to use a template and enter your source manually. This is useful when the citation doesn't appear how you'd like it to with the standard "automatic" option.

Practice citing!

1. Insert a citation in your sandbox for this book:

Taylor, Astra. *The People's Platform: Taking Back Power and Culture in the Digital Age*. New York: Metropolitan Books, 2014.

Use the ISBN from its corresponding Worldcat entry to add it to your references: 9780805093568 0805093567

2. Insert a citation for this news article:

Cohen, Noam (2011-01-30). "Define Gender Gap? Look up Wikipedia's Contributor List". *The New York Times*.

You can use its corresponding article link to add it to your references:

<http://www.nytimes.com/2011/01/31/business/media/31link.html>

Practice citing even more!

3. Now that you've gotten some practice, add a citation to your sandbox that relates to **your area of interest!**
4. And finally ... go forth into the world of public-facing articles! Find an **existing article** in your area of interest that needs a citation and find a source text to add as a reference.